

LM-79

Test Report

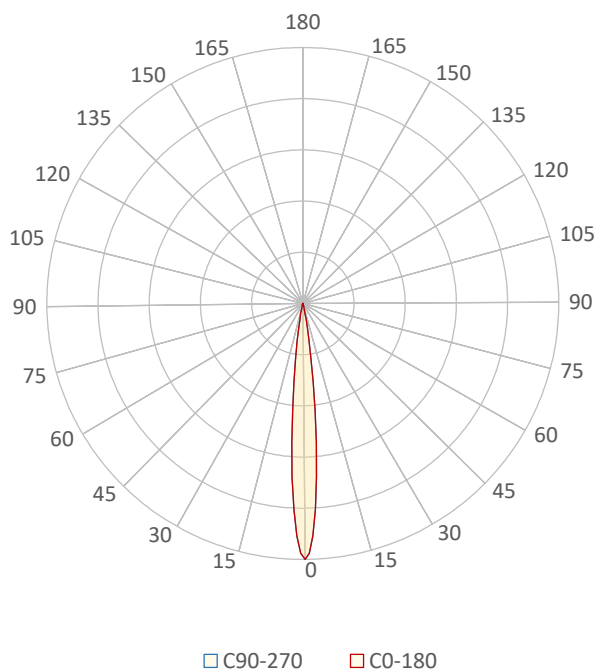
LM79-JADE-ZOOM-TW-2700K-6500K-THRIVE-SPOT [6500K]

General Discription

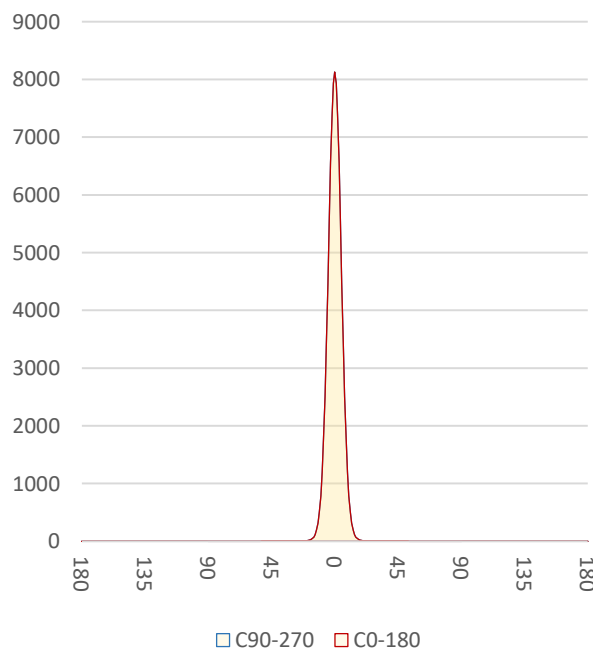
Item number	
Date and time	21-9-2021 14:57:24
CCT (Kelvin)	6282 K
Beam angle	10,7°
Luminous flux	342 lm
Efficiency	20 lm/watt
Weighted energy	16,9 kWh/1000h
Power factor	0,54
CRI (RA)	96,5
Fidelity index Rf	Rf 96,1
Gammut index Rg	Rg 100,3
Peak	8129 cd



Polar diagram



Cartesian diagram



CLS LED BV
info@cls-led.com
www.cls-led.com

2021 CLS-LED BV. All rights reserved. Information subject to change without notice, CLS-LED BV and all affiliated companies disclaim liability for injury, damage direct or indirect loss, consequential or economic loss or any other loss occasioned by the use of, inability to use or reliance on the information contained in this document. No part of this document may be reproduced, in any form or by any means, without permission in writing from CLS-LED BV. Other legal information can be found in our General conditions, found on the back of your CLS-LED BV invoice, inside the CLS catalogue or on our website www.cls-led.com/voorwaarden.pdf

LM-79

Test Report

LM79-JADE-ZOOM-TW-2700K-6500K-THRIVE-SPOT [6500K]

Beam details	1m	2m	3m	4m	5m																			
Lux*	8129 lx	2032 lx	903 lx	508 lx	325 lx																			
*measured at center of beam																								
Footcandles*	755,2 fcd	188,8 fcd	83,9 fcd	47,2 fcd	30,2 fcd																			
Beam width (meter)	0,2 m	0,4 m	0,6 m	0,8 m	0,9 m																			
Beam width (Feet)	0,6 ft	1,2 ft	1,8 ft	2,5 ft	3,1 ft																			
Beam intensities																								
1m	2m	3m	4m	5m	6m	7m	8m	9m	10m	11m	12m	13m	14m	15m	16m	17m	18m	19m	20m					
8129lx	2032lx	903lx	508lx	325lx	226lx	166lx	127lx	100lx	81lx	67lx	56lx	48lx	41lx	36lx	32lx	28lx	25lx	23lx	20lx					
3,3ft	6,6ft	9,8ft	13,1ft	16,4ft	19,7ft	23ft	26,2ft	29,5ft	32,8ft	36,1ft	39,4ft	42,7ft	45,9ft	49,2ft	52,5ft	55,8ft	59,1ft	62,3ft	65,6ft					
755,2fcd	188,8fcd	83,9fcd	47,2fcd	30,2fcd	21fcd	15,4fcd	11,8fcd	9,3fcd	7,6fcd	6,2fcd	5,2fcd	4,5fcd	3,9fcd	3,4fcd	3fcd	2,6fcd	2,3fcd	2,1fcd	1,9fcd					
Intensities in 0° c-plane																								
0°	1°	2°	3°	4°	5°	6°	7°	8°	9°	10°	11°	12°	13°	14°	15°	16°	17°	18°	19°					
8129	7940	7397	6561	5541	4454	3411	2499	1760	1195	785	501	313	192	117	72	47	31	22	17					
100%	98%	91%	81%	68%	55%	42%	31%	22%	15%	10%	6%	4%	2%	1%	1%	1%	0%	0%	0%					
Intensities in 90° c-plane																								
0°	1°	2°	3°	4°	5°	6°	7°	8°	9°	10°	11°	12°	13°	14°	15°	16°	17°	18°	19°					
8129	7940	7397	6561	5541	4454	3411	2499	1760	1195	785	501	313	192	117	72	47	31	22	17					
100%	98%	91%	81%	68%	55%	42%	31%	22%	15%	10%	6%	4%	2%	1%	1%	1%	0%	0%	0%					
Intensities in 180° c-plane																								
0°	1°	2°	3°	4°	5°	6°	7°	8°	9°	10°	11°	12°	13°	14°	15°	16°	17°	18°	19°					
8129	7940	7397	6561	5541	4454	3411	2499	1760	1195	785	501	313	192	117	72	47	31	22	17					
100%	98%	91%	81%	68%	55%	42%	31%	22%	15%	10%	6%	4%	2%	1%	1%	1%	0%	0%	0%					
Intensities in 270° c-plane																								
0°	1°	2°	3°	4°	5°	6°	7°	8°	9°	10°	11°	12°	13°	14°	15°	16°	17°	18°	19°					
8129	7940	7397	6561	5541	4454	3411	2499	1760	1195	785	501	313	192	117	72	47	31	22	17					
100%	98%	91%	81%	68%	55%	42%	31%	22%	15%	10%	6%	4%	2%	1%	1%	1%	0%	0%	0%					
Beam angle 50%					Field angle 10%					Cutoff angle 2,5%					Intensity ratio in 120° cone					Intensity ratio in 90° cone				
10,7°					19,8°					25,8°					99,6%					98,9%				



CLS LED BV
info@cls-led.com
www.cls-led.com

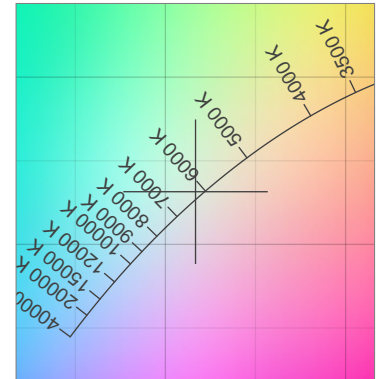
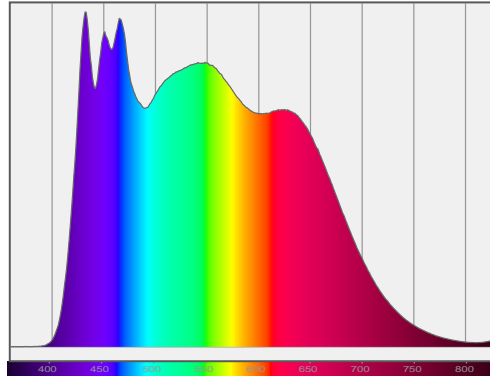
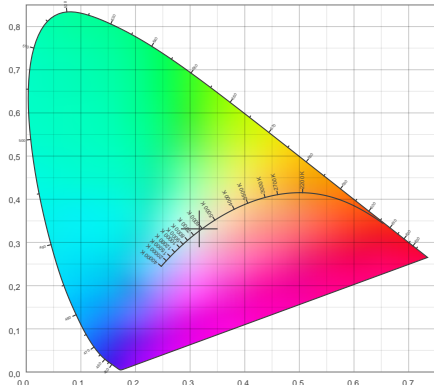
2021 CLS-LED BV. All rights reserved. Information subject to change without notice, CLS-LED BV and all affiliated companies disclaim liability for injury, damage direct or indirect loss, consequential or economic loss or any other loss occasioned by the use of, inability to use or reliance on the information contained in this document. No part of this document may be reproduced, in any form or by any means, without permission in writing from CLS-LED BV. Other legal information can be found in our General conditions, found on the back of your CLS-LED BV invoice, inside the CLS catalogue or on our website www.cls-led.com/voorwaarden.pdf

LM-79

Test Report

LM79-JADE-ZOOM-TW-2700K-6500K-THRIVE-SPOT [6500K]

Color details



CIE 1931

x: 0,317



Spectra

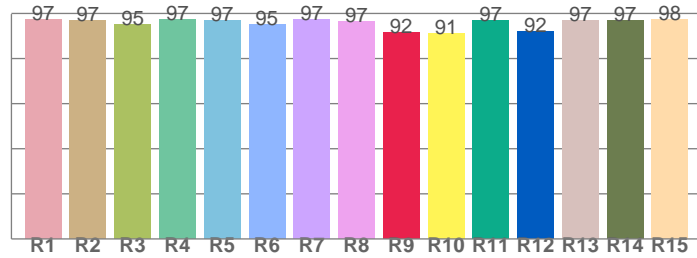
CIE 1931 ZOOM

6282 K

y: 0,331

$\Delta uv: 0,0008$

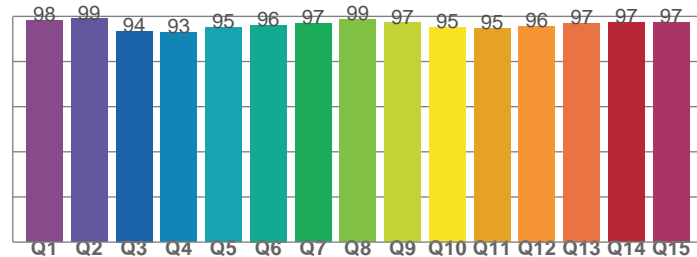
CRI: 96,5 (R1-R8)



CRI values, R1-R8 are used to calculate final CRI value

R1	R2	R3	R4	R5	R6	R7	R8
97,2	96,8	95,0	97,2	97,0	95,0	97,4	96,7
R9	R10	R11	R12	R13	R14	R15	
91,7	91,2	96,8	92,1	97,0	96,9	97,5	

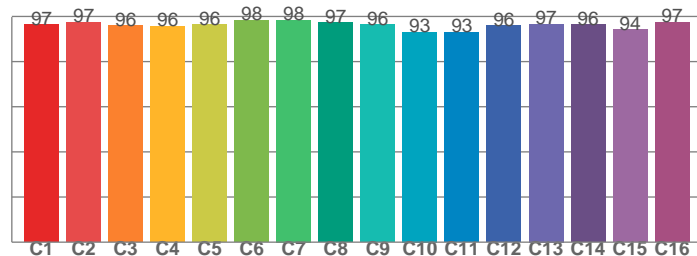
CQS: 95,9



CQS values

Q1	Q2	Q3	Q4	Q5	Q6	Q7	Q8
98,1	98,9	93,5	92,8	95,1	96,2	96,9	98,6
Q9	Q10	Q11	Q12	Q13	Q14	Q15	
97,1	95,2	94,8	95,8	96,9	97,2	97,5	

TM30: 96,1



TM30 values, 16 binned values out of total of 99 values

C1	C2	C3	C4	C5	C6	C7	C8
96,5	97,4	95,9	95,7	96,4	98,3	98,4	97,4
C9	C10	C11	C12	C13	C14	C15	
96,4	93,1	93,0	95,9	96,7	96,4	94,1	

Color parameters

Color temperature	Color rendering index	Red component	Color fidelity	Color gamut	Color quality scale	Color coordinate cie 1931	Color coordinate cie 1931	Color coordinate	Color coordinate	Color deviation from black body
CCT	CRI	CRI R9	TM30 Rf	TM30 Rg	CQS	x	y	u	v	Δuv
6282 K	96,5	91,7	96,1	100,3	95,9	0,317	0,331	0,200	0,313	0,0008



CLS LED BV
info@cls-led.com
www.cls-led.com

2021 CLS-LED BV. All rights reserved. Information subject to change without notice, CLS-LED BV and all affiliated companies disclaim liability for injury, damage direct or indirect loss, consequential or economic loss or any other loss occasioned by the use of, inability to use or reliance on the information contained in this document. No part of this document may be reproduced, in any form or by any means, without permission in writing from CLS-LED BV. Other legal information can be found in our General conditions, found on the back of your CLS-LED BV invoice, inside the CLS catalogue or on our website www.cls-led.com/voorwaarden.pdf

LM-79

Test Report

LM79-JADE-ZOOM-TW-2700K-6500K-THRIVE-SPOT [6500K]

TM30 details

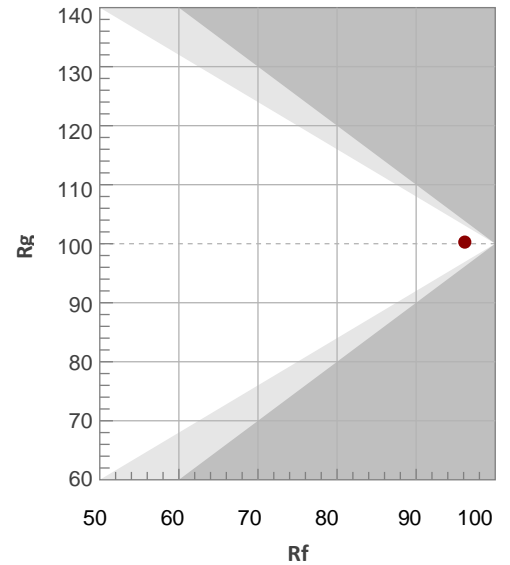
Rf 96,1

Fidelity index Rf

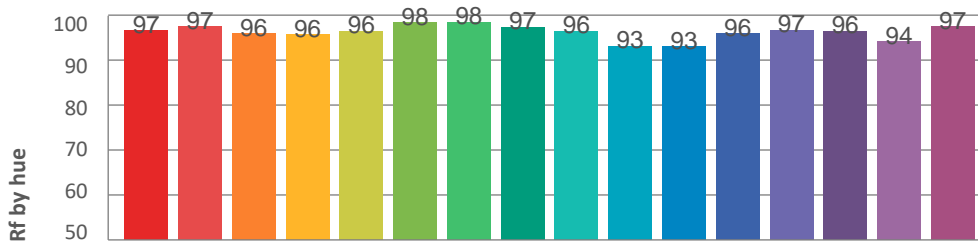
Rg 100,3

Gammut index Rg


Hue Bin	R _f	Graphic shifts (%)	
		Chroma	Hue
1	97	-1%	-1%
2	97	-1%	1%
3	96	-1%	2%
4	96	0%	3%
5	96	1%	2%
6	98	1%	0%
7	98	0%	-1%
8	97	-1%	0%
9	96	-2%	2%
10	93	-1%	4%
11	93	1%	4%
12	96	1%	2%
13	97	3%	1%
14	96	2%	-1%
15	94	4%	-4%
16	97	0%	-2%



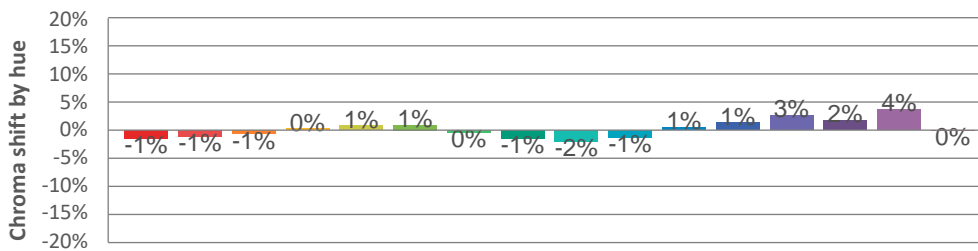
Hue binH



Color vector graphics



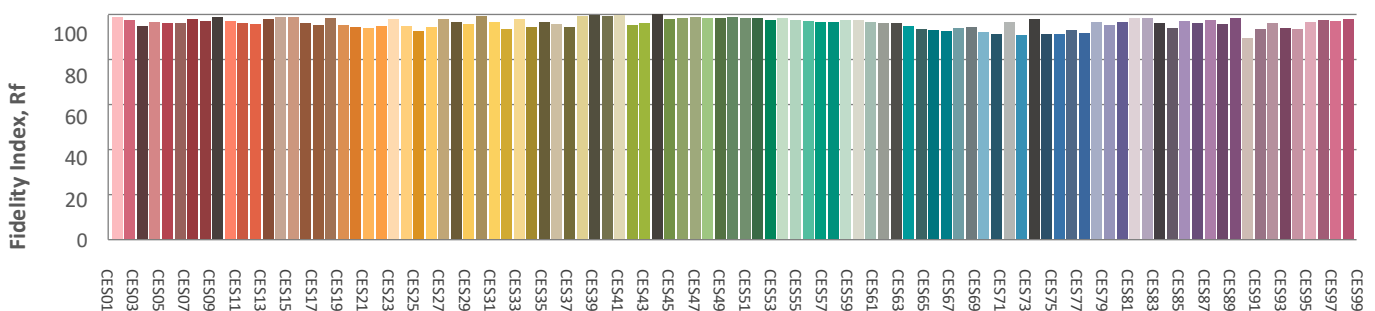
Hue bin



Color distortion graphics



Color Evaluation Sample



CLS LED BV
info@cls-led.com
www.cls-led.com

2021 CLS-LED BV. All rights reserved. Information subject to change without notice, CLS-LED BV and all affiliated companies disclaim liability for injury, damage direct or indirect loss, consequential or economic loss or any other loss occasioned by the use of, inability to use or reliance on the information contained in this document. No part of this document may be reproduced, in any form or by any means, without permission in writing from CLS-LED BV. Other legal information can be found in our General conditions, found on the back of your CLS-LED BV invoice, inside the CLS catalogue or on our website www.cls-led.com/voorwaarden.pdf

LM-79

Test Report

LM79-JADE-ZOOM-TW-2700K-6500K-THRIVE-SPOT [6500K]

Glare Evaluation According to UGR

p Ceiling	70	70	50	50	30	70	70	50	50	30	
p Walls	50	30	50	30	30	50	30	50	30	30	
p Floor	20	20	20	20	20	20	20	20	20	20	
Room size X Y	Viewing direction at right angles to lamp axis					Viewing direction parallel to lamp axis					
2H	2H	-1,6	-1,4	-1,6	-1,2	-1,1	-1,6	-1,4	-1,6	-1,2	-1,1
	3H	-1,4	-1,0	-1,0	-0,8	-0,6	-1,4	-1,0	-1,0	-0,8	-0,6
	4H	-1,2	-0,8	-0,9	-0,6	-0,4	-1,2	-0,8	-0,9	-0,6	-0,4
	6H	-0,7	-0,4	-0,4	-0,1	0,3	-0,7	-0,4	-0,4	-0,1	0,3
	8H	-0,4	-0,1	-0,1	0,2	0,6	-0,4	-0,1	-0,1	0,2	0,6
	12H	-0,2	0,1	0,2	0,5	0,9	-0,2	0,1	0,2	0,5	0,9
4H	2H	-1,6	-1,2	-1,2	-1,0	-0,8	-1,6	-1,2	-1,2	-1,0	-0,8
	3H	-1,0	-0,7	-0,7	-0,3	0,1	-1,0	-0,7	-0,7	-0,3	0,1
	4H	-0,8	-0,5	-0,4	-0,1	0,4	-0,8	-0,5	-0,4	-0,1	0,4
	6H	-0,1	0,3	0,4	0,6	0,9	-0,1	0,3	0,4	0,6	0,9
	8H	0,2	0,6	0,8	0,9	1,3	0,2	0,6	0,8	0,9	1,3
	12H	0,6	0,9	1,1	1,3	1,8	0,6	0,9	1,1	1,3	1,8
8H	4H	-0,7	-0,4	-0,2	0,0	0,3	-0,7	-0,4	-0,2	0,0	0,3
	6H	0,3	0,5	0,8	0,9	1,5	0,3	0,5	0,8	0,9	1,5
	8H	0,9	1,0	1,4	1,5	2,1	0,9	1,0	1,4	1,5	2,1
	12H	1,4	1,6	2,0	2,1	2,7	1,4	1,6	2,0	2,1	2,7
12H	4H	-0,7	-0,4	-0,2	0,0	0,4	-0,7	-0,4	-0,2	0,0	0,4
	6H	0,5	0,6	1,0	1,1	1,7	0,5	0,6	1,0	1,1	1,7
	8H	1,0	1,1	1,6	1,6	2,2	1,0	1,1	1,6	1,6	2,2

Variation of the observer position for the luminaire distance S

S = 1.0H	0,3 / -0,2	0,3 / -0,2
S = 1.5H	0,6 / -0,6	0,6 / -0,6
S = 2.0H	1,5 / -1,0	1,5 / -1,0
Standard table	n/a	n/a
Correction summand	n/a	n/a

Corrected glare indices referring to 342lm total luminous flux



CLS LED BV
info@cls-led.com
www.cls-led.com

2021 CLS-LED BV. All rights reserved. Information subject to change without notice, CLS-LED BV and all affiliated companies disclaim liability for injury, damage direct or indirect loss, consequential or economic loss or any other loss occasioned by the use of, inability to use or reliance on the information contained in this document. No part of this document may be reproduced, in any form or by any means, without permission in writing from CLS-LED BV. Other legal information can be found in our General conditions, found on the back of your CLS-LED BV invoice, inside the CLS catalogue or on our website www.cls-led.com/voorwaarden.pdf