

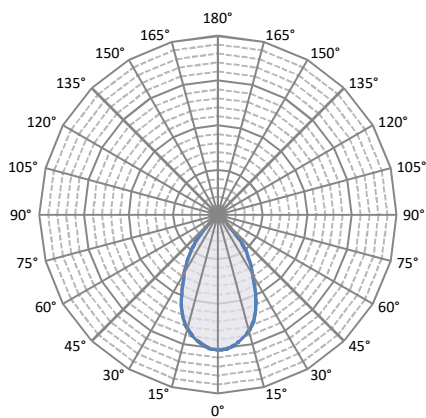
# PHOTOMETRICS

# LUXO-3 BASIC COB 3000K [60°]

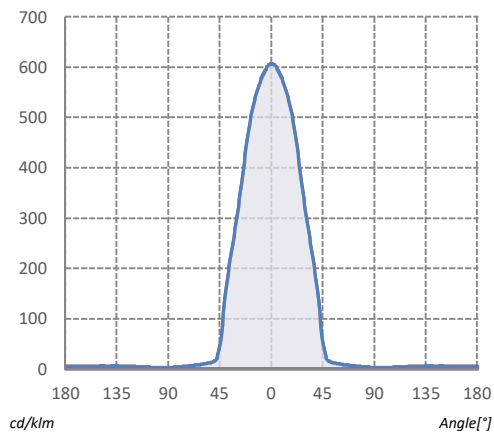
Article number	L-3-1-13-3
Date	22-11-2016
CCT (Kelvin)	3053K
Beam angle	61,4°
Luminous flux	628,8 lm
Efficiency	58 lm/watt
CRI (RA)	82,8
Weighted energy	10,9kWh/1000h
Power factor	0,55
Dimensions (HxWxD)	-



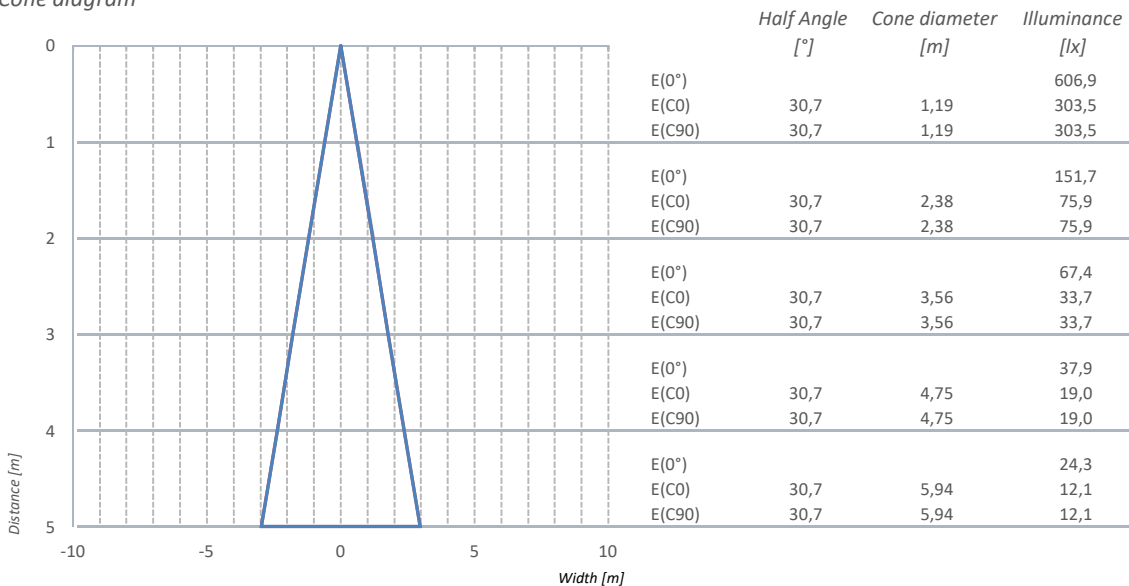
Polar curve



Cartesian diagram



Cone diagram



**CLS-LED BV**  
 info@cls-led.com  
 www.cls-led.com

2016 CLS-LED BV. All rights reserved. Information subject to change without notice, CLS-LED BV and all affiliated companies disclaim liability for injury, damage direct or indirect loss, consequential or economic loss or any other loss occasioned by the use of, inability to use or reliance on the information contained in this document. No part of this document may be reproduced, in any form or by any means, without permission in writing from CLS-LED BV. Other legal information can be found in our General conditions, found on the back of your CLS-LED BV invoice, inside the CLS catalogue or on our website [www.cls-led.com/voorwaarden.pdf](http://www.cls-led.com/voorwaarden.pdf)